CREDIT INSURANCE MARKET 2017

The top 3 "global" insurers represent more than 80% of the market.

global market shares, as of December 31st 2016

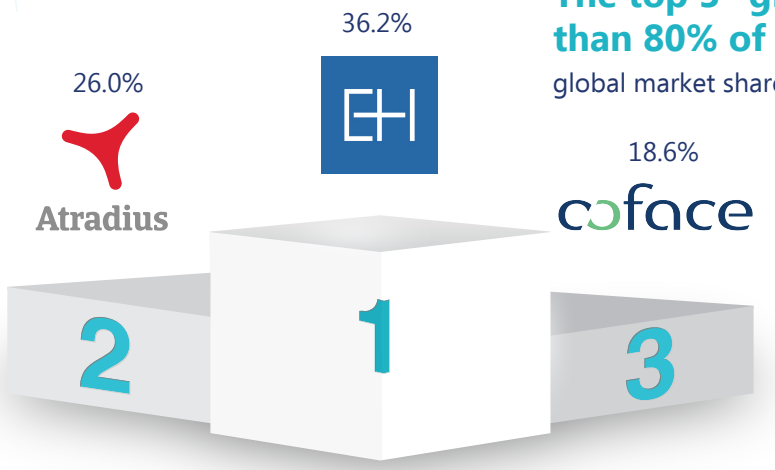

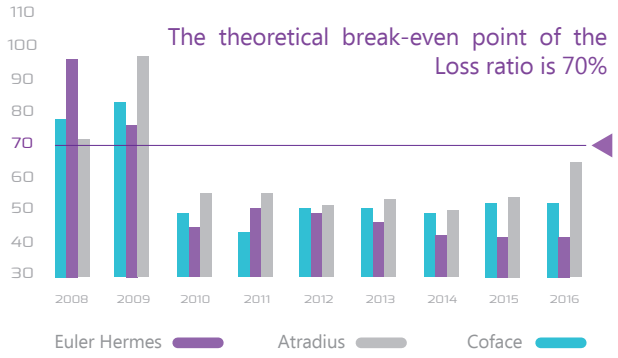

Claims/Premiums Ratio

The insurers' profitability is determined by their Loss Ratio C/P (Claims/Premiums)

Trends & Main Drivers for Growth

The overall market has slightly decreased in 2016 due to a strong competition between the insurers and a slowdown of the insured turnover.

The unstable macro-economic environment and the rise of country risk will continue to encourage protectionism and local instabilities and will influence corporates to secure their growth.

Insurers will continue to adjust their risk appetites, especially in emerging markets where claims are concentrated.

Looking ahead, "digitalisation" keeps on concentrating investments in the industry.

Measure of performance

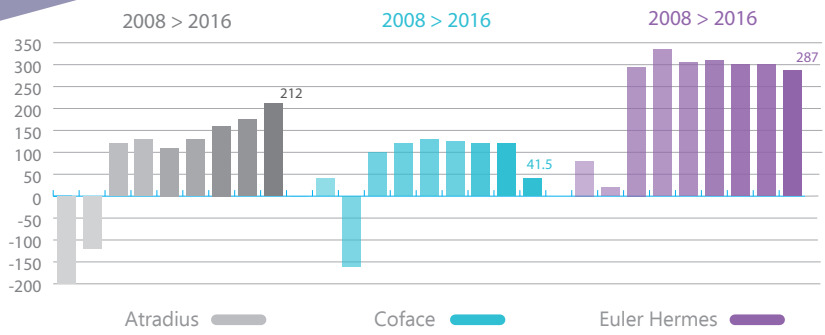

Net Profit after Tax(€ Millions)

Since the last financial crisis in 2008-2009 where their profitability was seriously damaged, credit insurers all show healthy profitability levels.



Total Risk Exposure (in € Billions)

CLICK HERE TO READ THE STUDY

AU GROUP © 2017